

THE UTILITY SOURCE



NORTH AMERICAN VERSATILE HUNTING DOG ASSOCIATION SAN DIEGO CHAPTER

In This Issue

Calendar, Versatile Breed	2
Sep. 11th training day report	3,4
Canine Heroes of 9/11	5
Fall Turkey Tune Up	6
Gspcsd : Hunt Test,	7
Prez's Message, Treas. Report	8
October 1st Training Day	9
Bob & Jackie's Greta	10
Invitational Report	11
Hanson's Winsome Piper	12
The Ropers French Adventure	13
Articles of Interest: First Aid	14,15
Back Page	16

Fall Turkey Tune up 2011

Oct. 22nd The San Diego Chapter Of the National Wild Turkey Federation & The City of San Diego Public Utilities Department are sponsoring turkey hunt drawings

(Continued on page 6)

Piper Gunning for the top

Hanson's Winsome Piper, our 10 month old female-weim, took two wins at her field trial this past weekend up in Oregon, filling all the



Piper

(Continued on page 12)

Presidents Message

The San Diego Chapter has had quite a month! We sent 6 dogs to the invitational and tested 3 dogs in

Natural Ability. Our success rate was impressive. It is a testament to our dedication to our dogs and to our fellow chapter members. Like the old saying goes "Just like it takes a village to raise a child, it takes a chapter to train a dog." I am proud to announce the following successes: Kirt



Ericka and Regina

(Continued on page 8)

Canine Heroes

On September 11, 2001, we saw a very special breed of hero. Ten Years later, we remain in debt to the search and rescue dogs who, along with their handlers, entered

the maelstrom at the World Trade Center, the Pentagon and the fields of Shanksville, PA. We will never forget those selfless acts.

(continued on page 5)

May this hunting season be Greta's best



Bob Smith with Greta



(continued on page 10)

Invitational Report



The Invitational Crew

(continued on page 11)



OCTOBER 2011

Sun Mon Tue Wed Thu Fri Sat

SCHEDULE OF EVENTS

Future Test Dates

Inland Empire testing
Oct. 8th-9th
[\(Click here for Info\)](#)

GSPCSD HUNT TEST
Oct. 22nd-23rd

						1 Prado Training Day
2	3	4	5	6	7	8 Inland Empire Test
9 Inland Empire Test	10	11	12	13	14	15
16	17	18	19	20	21	22 GSPCSD Hunt Test
23 GSPCSD Hunt Test	24	25	26	27	28	29
30	31					

VERSATILE BREED: BRITTANY SPANIEL

The Brittany is a hearty, medium-sized, leggy dog. The dog's long legs are the same height at the shoulders as the length of the body. The medium sized, rounded head is wedge-shaped, but not quite as wide in length. The stop slopes mildly. The muzzle is medium in length. The nose has wide nostrils and comes in fawn, tan, shades of brown or deep pink, depending on the color of its coat. Black noses are not permitted in the show ring. The teeth meet in a scissors bite. Eyes come in colors of dark brown to shades of amber and hazel, depending on the coat color. The triangular ears are set high, laying flat close to the head. The feet are small with well arched toes and thick pads. The tail is set high, either naturally short or docked to 4 inches or less (10 cm.).



Note: it is illegal to crop tails in most of Europe. Dewclaws are sometimes removed. The single coat is lightly feathered, never curly, but dense, flat or wavy. All over the world the Brittany or Epagneul Breton accepts 5 colors orange and white, liver and white, black and white, liver tri-color, and black tricolor, in either a clear or roam pattern, with some ticking. The USA (AKC) and Canada (CKC) do not recognize black. All other countries world wide do accept all colors and follow the FCI standard of the breed. Height: Dogs 17-21 inches (43-53 cm.) Bitches 18-20 inches (46-51 cm.) Weight: Dogs 35-40 pounds (16-18 kg.) Bitches 30-40 pounds (14-18 kg.)


SEPTEMBER 11TH TRAINING DAY

We met at 8 AM at in the beautiful hills of santa ysabel @ High on Kennels owned by Tracy Presson. Thank you Tracy for having us. We had three stations , water work at the pond, UT field work on the lower field and puppy field work on the upper field. It was a good day for training.



In Attendance:

<u>Handler:</u>	<u>Dog:</u>
Mark Miller	Tasha
Doug & Ellen Kincaid	D.O.G/Gelati
Matt Moore	Rody
Micheal Belluso	Hank
Scott Galbraith	Gracie
Andy Galbraith	"
Chuck & Sherry Kushell	Halsey
Richard Thomas	Sarge
Bob Smith	Heidi
Sylvia Hansen & Gary Willhite	Yoli
Jeff Derbes	Ace
Jeff Meeker	Lucy
Mark Matteson	Beau
Fred Holt	Pearl



MORE TRAINING DAY PICS



HONORING CANINE HEROES OF 9/11

Click on picture to watch short video



AMERICAN
KENNEL CLUB®

Dear AKC friends,

On September 11, 2001, we saw a very special breed of hero.

Ten years later, we remain in debt to the search and rescue dogs who, along with their handlers, entered the maelstrom at the World Trade Center, the Pentagon, and the fields of Shanksville, PA. We will never forget those selfless acts.

As a result of 9-11, the AKC CAR Canine Support and Relief Fund was created to help search and rescue organizations throughout the U.S. This charitable, non-profit fund continues to thrive today, and has allocated over \$3.5 million to canine search and rescue operations and disaster relief. It is the very least we can do.

A handwritten signature in blue ink that reads 'Dennis B. Sprung'.

Dennis Sprung, President and CEO
American Kennel Club



Photo by FEMA/Andrea Booker

[Click to view a short video honoring the heroic dogs of 9-11 by AKC President & CEO, Dennis Sprung.](#)

Fall Turkey Tune up 2011



Revised 8/31/2011

Fall Turkey Tune Up 2011

Drawings for hunts at Lake Sutherland to be held at Lake San Vicente



Saturday, October 22, 2011 from 8am to 2pm
Lake San Vicente, 12375 Moreno Avenue, Lakeside, CA 92040

Sponsored by:

The San Diego Chapter of the National Wild Turkey Federation and the City of San Diego Public Utilities Department

- Register to win a chance to purchase one of 64 exclusive Turkey Hunts to held at Lake Sutherland
- Hunt Drawing Registration Deadline is 12:55pm
- Raffle for Valuable Prizes
(Including a 100-Ticket Turkey Hunter Shotgun Drawing)
Winners must be present to win raffle prizes (No exceptions)

A \$10.00 admission fee* is required to attend The Fall Turkey Tune Up and to be eligible to purchase a drawing for hunts. All Hunt Drawing Registration Cards must be completed and turned in by 12:55pm. No late entries will be accepted. Only one entry per person, duplicates will disqualify the entry. The hunt drawing will begin at 1pm, first drawn will have first pick at hunt day and area, second drawn second pick and so on until all 64 hunts are selected. You must be present to win any hunt or raffle prizes, no exceptions. Each successful entrant may select a Hunt Partner who is eligible to hunt when accompanied by the successfully drawn entrant. ALL ENTRANTS INTO THE HUNT DRAWINGS AND HUNT PARTNERS MUST PROVIDE A VALID 2011 C.A. HUNTING LICENSE WHEN APPLYING. Hunts will take place each Monday, Wednesday and Saturday starting the first day of the Fall season (Nov 12, 2011) and running through Sunday Nov. 27, 2011, (the only Sunday hunt). Lake gates will open at 5am and all hunters must exit before sundown each day. Additional fees for City Lake Daily Use Permit, Hunt Permits and Boat Motor Rental Fees (if desired) apply. * Fees collected by NWTF are used to promote wildlife conservation projects in the San Diego area.

See www.sandiegoturkey.com for additional details, descriptions, points of contact, and policy rules!

with support from:

If you are interested, click on links to download flyers

Or go to the Website : sandiegoturkey.com



Revised 8/31/2011

Fall Turkey Tune Up 2011

Drawings for hunts at Lake Sutherland to be held at Lake San Vicente

Saturday, October 22, 2011 from 8am to 2pm
Lake San Vicente, 12375 Moreno Avenue, Lakeside, CA 92040

Sponsored by:

The San Diego Chapter of the National Wild Turkey Federation and the City of San Diego Public Utilities Department

- Register to win a chance to purchase one of 64 exclusive Turkey Hunts to held at Lake Sutherland
- Hunt Drawing Registration Deadline is 12:55pm
- Raffle for Valuable Prizes
(Including a 100-Ticket Turkey Hunter Shotgun Drawing)
Winners must be present to win raffle prizes (No exceptions)

A \$10.00 admission fee* is required to attend The Fall Turkey Tune Up and to be eligible to purchase a drawing for hunts. All Hunt Drawing Registration Cards must be completed and turned in by 12:55pm. No late entries will be accepted. Only one entry per person, duplicates will disqualify the entry. The hunt drawing will begin at 1pm, first drawn will have first pick at hunt day and area, second drawn second pick and so on until all 64 hunts are selected. You must be present to win any hunt or raffle prizes, no exceptions. Each successful entrant may select a Hunt Partner who is eligible to hunt when accompanied by the successfully drawn entrant. ALL ENTRANTS INTO THE HUNT DRAWINGS AND HUNT PARTNERS MUST PROVIDE A VALID 2011 C.A. HUNTING LICENSE WHEN APPLYING. Hunts will take place each Monday, Wednesday and Saturday starting the first day of the Fall season (Nov 12, 2011) and running through Sunday Nov. 27, 2011, (the only Sunday hunt). Lake gates will open at 5am and all hunters must exit before sundown each day. Additional fees for City Lake Daily Use Permit, Hunt Permits and Boat Motor Rental Fees (if desired) apply. * Fees collected by NWTF are used to promote wildlife conservation projects in the San Diego area.

See www.sandiegoturkey.com for additional details, descriptions, points of contact, and policy rules!



Win a Chance to Hunt Wild Turkeys in San Diego
Drawing for 64 hunts for two hunters each (64 total) in November on a limited-access property at Lake Sutherland.

Fall Turkey Tune-Up
Register Saturday, October 22, 2011 at San Diego Utilities
City Lakes Offices — Lake San Vicente, 12375 Moreno Ave. • Lakeside, CA 92040
Admission \$10 (adults 18+) • Juniors Free • City Hunt Permit (if drawing winner) - \$20
Raffles • Displays • Vendors • Education • Hunting Tips • Fun

Use this form to enter a special drawing for door prizes:

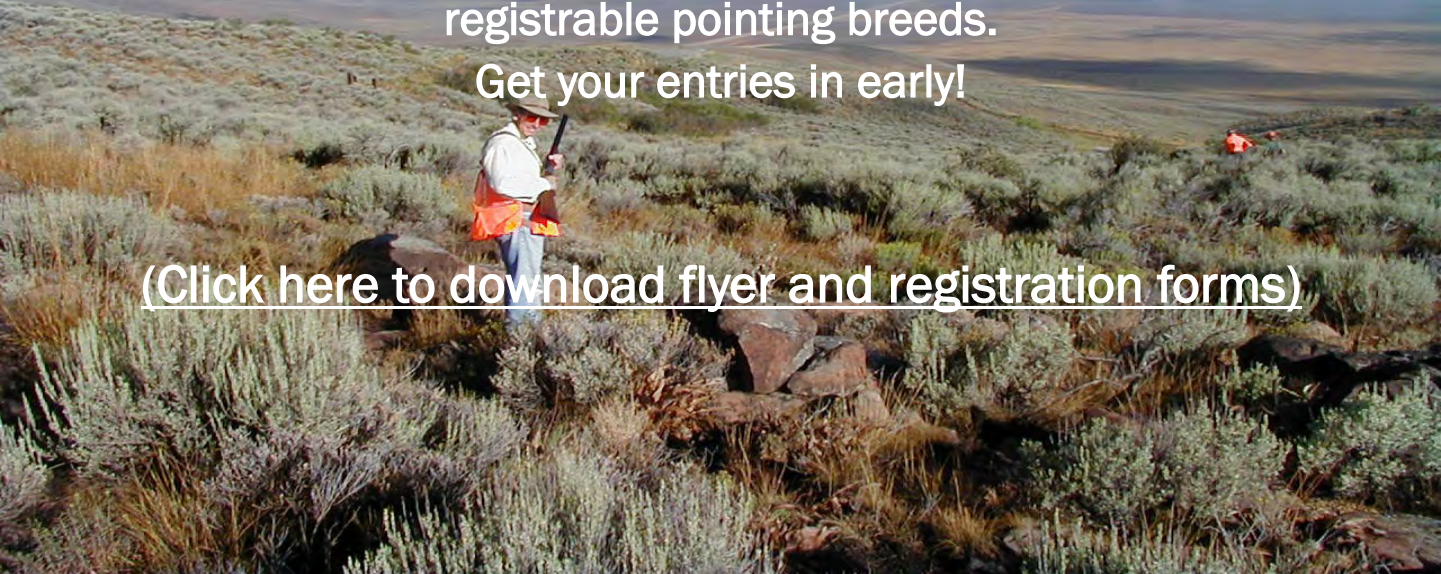
Name _____ Phone _____ Email _____

www.sandiegoturkey.com for more information

GSPCSD Hunt Test

German Shorthaired Pointer Club of San Diego
Is hosting an AKC hunt test in Oak Grove Valley. This test is open to all registrable pointing breeds.
Get your entries in early!

[\(Click here to download flyer and registration forms\)](#)



Head East along Hwy 79 out of Temecula for 22 miles.

[\(Click here for google map\)](#)

then

Insert starting address in box labeled A and click get directions.



President's Message

Gilliland-NA Prize I, Greg Smith-NA Prize I, Mark Matteson-NA Prize II, Carlos and Juan Hernandez-3 Versatile Champions, Gabby Awbrey handling for Tim Dalton-Versatile Champion, and Brett Marek VC Title 2012. I salute you all!

We still have several events throughout the remainder of 2011 starting October 1st with training day at Prado. Then, the Inland Empire chapter has their very first test on the weekend of October 8th.. Come on out and volunteer. I will be there helping out. Don't forget in November we have a special camping weekend in Imperial Valley. It's a great place to get in some wild bird hunting and the training opportunities are the best. We are looking forward to our annual



Christmas Party in December. If you would like to volunteer your house for the potluck, please let me know.

Continuing planning is still happening for the annual meeting. If you haven't already volunteered, see Gary Willhite. We have a few spots open for help during the weekend. We also need a spouse who is not interested in the event to possibly escort some other spouses around town. There will be lots to do over the weekend and I am happy to see most of the chapter has already pledged their support. We will be in touch as the time gets closer to let you know the specifics of your volunteer position.

See you on October 1st!

Ericka Dennis

TREASURERS REPORT:

Beginning Balance:	\$3,469.17
Income:	\$242.00
Expenses:	<u>-\$196.39</u>
Ending Balance:	\$3514.39

ASSETS:

Boat, Signs,
T-shirts, Hats, Heeling
Stakes, 2 Shotguns, First
Aid Kits, Zinger Winger

Please send your dues ,membership apps to:

Ed Gebelein
2237 Calle Opalo
San Clemente, CA. 92673

(Single Membership \$25 Family \$35)

TRAINING DAY OCTOBER 1ST

Prado Recreation Dog Park

We will be meeting 8:00 AM Oct. 1st @ Prado Recreation Dog Park

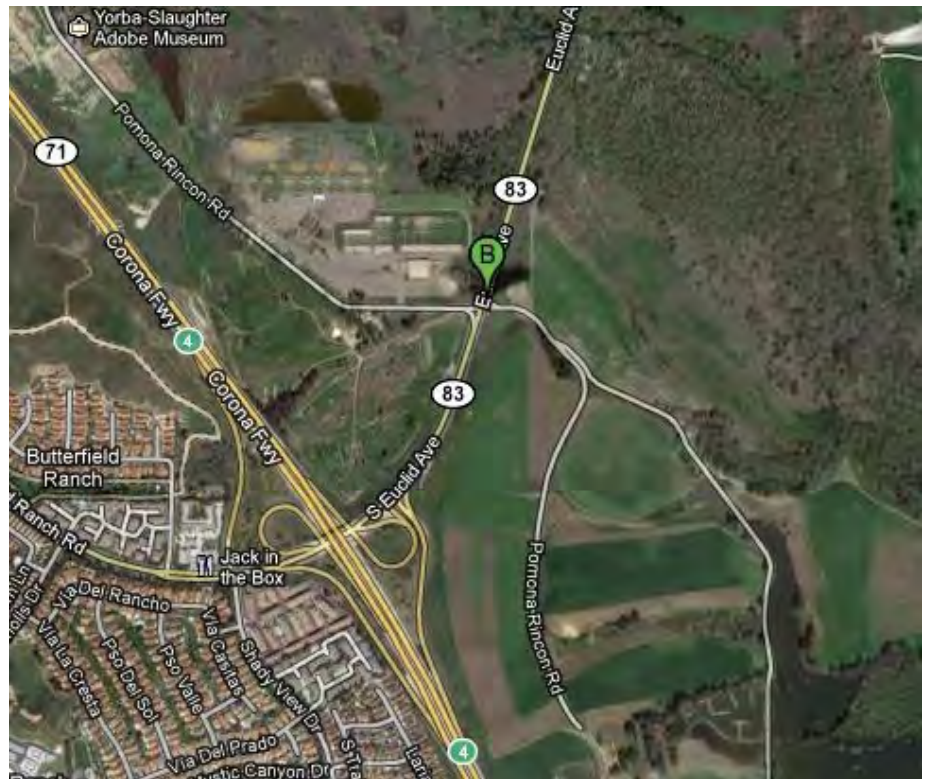
Prado Recreation Dog Park

17505 Euclid Ave.

Chino, CA. 91708

Training Days Schedule

- ◆ October 1st Prado
- ◆ November 19th-20th
Wister and Finney Ramer
Camping ,Training and Hunt
- ◆ December 4th Christmas
Party (Location TBD)



All training site directions can be downloaded from the website: www.sandiegonavhda.com

Bob and Jackie Smith's 10 year old GSP Greta was diagnosed with an inoperable, subcutaneous hemangiosarcoma tumor. Hemangiosarcoma is an aggressive, malignant cancer of blood vessel cells. Right now she is doing fine and they hope she will be able to do some hunting this season .



The San Diego Chapter Takes The Invitational by Storm!!



What a great weekend the San Diego Chapter had at the Invitational Hunt Test in Bloomingdale Ohio, September 15-18! This was the culmination of years of training, testing, driving, birds, gas, time, effort not to mention a lot of #\$\$%^#\$\$% and drinking!

Carlos Hernandez, Juan Hernandez, Brett Marek, Tim Dalton, Gabby Awbrey and I decided that we all needed to work together to make this happen. It began late last year when we realized that passing the Utility Test with a Prize I was not the end, but the beginning of a journey together. Around April or May we started making phone calls and setting dates to train. As the time got closer, our nerves started showing and the training got more intense. The dogs started showing some stress as the holes in our training began to surface. We fought through the difficulties. We met at every place we could and got as many birds as we could. We coached each other through the good and the bad. It all paid off when those scores were read.

Carlos and Juan drove back to Ohio a week



early and camped at Mingo Sportsmen's Club. They trained right up until the last minute. Brett flew in a week early to train with them. Gabby waited to see if Tim's Baby would arrive before the test, thereby allowing Tim to fly back. Well, that didn't quite happen so Gabby stepped up to run

Tim's dog Coco. Gabby and I arrived on Wednesday, Coco arrived on Friday. Brett and Carlos were the first to test on Friday. The rain cleared that day but the fog continued until around 11:00 which caused a big delay. The water was still warm in the ponds and the wind was not too bad. We had to wait until 8:30 to hear the scores that night.

MIRACLE MIO VOM BEAVER CREEKS - Owned and handled by Carlos Hernandez, Score 197 PASS!



GREAT OAK'S WILD ONE (Beau) - Owned and handled by Brett Marek, Score 175 and No Pass. Brett just couldn't get Beau to complete the blind retrieve. Other than that, he did very well and his field marks were perfect. Beau is a young dog and has already qualified for the 2012 invitational where he will be passing next year!

On Saturday, Carlos went out again with his female Star and I was ready to go with Regina. Again, the weather was still improving and the fog was totally cleared. I was nervous to the point of being sick and tried to pull myself together for the dog's sake. Luckily, I had a great field judge, a good brace mate and the best sequence of events. It all helps!

REGINA DI CASCINA CROCE - Owned by Ericka & Robert Dennis, handled by Ericka Dennis, Score 192 PASS!

SHARP SHOOTERS PRIMA DONNA (Star) - Owned and Handled by Carlos Hernandez, Score 192 PASS!



Sunday came around and we had our last two handlers ready to go. Juan's dog Cora just started her heat and had to run Sunday. Tim never made it because his baby was still not here. Although his wife said he could go 1/2 hour after the baby was born. How great is that?

CORA VOM STILLWATER - Owned and handled by Juan Hernandez, Score 200 PASS!

GREAT OAK'S RICOCHET (Coco)-Owned by Tim Dalton, handled by Gabby Awbrey, Score 178 PASS!

Congratulations to Tim Dalton. His son Max Allen Dalton was born the same day! The last judge to announce the score for Juan commented "You guys (the San Diego Chapter) should come east more often!" I think we impressed everyone back there with our cooperation and cohesiveness. The powers that be in the Executive Council sure did notice us. They all asked how we worked together so they can take that information back to their chapters.

What a great ride! Thank you all for the support.

REGINA DI CASCINA CROCE - Bracco Italiano

There is no way Regina and I could have accomplished the VC title without individual and chapter support. We could not be more blessed to have such wonderful chapters and a network of people willing to help. We were overwhelmed by your generosity. We owe this to all of you!

Thank You To:

Tracy Presson-my mentor and judge and good friend! Cheers!

Jeff Derbes-gave me honest feedback and pushed both me and Regina when we needed it.

Greg & Ruth Weiss-gave me your time and your energy and asked the tough questions.

Gabby Awbrey, Brett Marek, Tim Dalton, Carlos Hernandez, Juan Hernandez-my comrades in arms!

Anita Weiss, Cherie Hendrix-thanks for your support and laughs during the weekend!

Gary Willhite, Sylvia Hansen, Richard Thomas-offering to help whenever and wherever they could.

Dave and Angela Awbrey for getting the birds

Parker Jensen - my special gunner!

The Entire San Diego Chapter

The Entire Inland Empire Chapter

Guido Dei, Jon Vesely and the entire Southern California Chapter

Finally, to my husband **Bob Dennis** Thanks for tolerating my absence every weekend and doing the laundry.

You are the best!

Ericka Dennis and Regina

MEET PIPER

(Continued from page 1)

Puppy points she can carry toward her FC title. Big thanks to Warren Eizman of Fire Storm Bird Dogs for working with her, taking her along and handling her for us! She ran so big one day she was even lost for a bit about 300 yards out. The past 2 months have been quite busy for Miss Piper and the next will be even more so. I completed her UKC Champion title on her, Warren got a leg toward her JH hunter in addi-



tion to the above field trial points, and we still have two NAVHDA events and more AKC hunt tests Randy will run her at over the next month and a half. We are very thankful to have such another wonderful young Weim in our kennel, a big thank you to Winsome Weims the breeder.

Jessica Hanson
Hanson Weimaraners



The Ropers French Adventure

[Jess Roper and his wife sent in this story and cool video straight from France.](#)



My wife and I visited a very large chateau in France in September owned by an avid hunter that has about 75 French hounds. The chateau has been in the family for over six centuries. One of his employees told me that he hunts deer twice per week from late September through March on horseback with the dogs harvesting deer...using a sword...as done for hundreds of years in that region of central Europe. Feeding

time for the hounds is 5 p.m. daily and consists of raw meat (raw whole chickens when I viewed) lined up for 10 meters. It is a stunning daily ritual watching the hounds wait and then devour their meal. The feeding begins somewhat civilized but then turns chaotic once the food starts running out. [\(Click here to go to video\)](#)

ARTICLES OF INTEREST: CANINE FIRST AID

CANINE FIRST AID

Are you prepared for an emergency?



By Pat Boldt (CA)

Many thanks to member Pat Boldt (CA) for contributing this valuable article on canine first aid. Some simple precautions could someday save your pet's life! Guidelines from the AKC on emergency preparedness follows Pat's article. Thank you also to member Amy Johnson-Edwards, DVM, for reviewing this article prior to publication. Be sure to consult with your veterinarian as to the application use of medications and supplies referenced in this article.—Ed.

Canine First Aid—What is it? Canine First Aid is emergency medical treatment administered to your dog before professional medical care is available. How many of us are really prepared in case of such an emergency? If the injury occurs at a dog show, you are probably in pretty good shape as there is always a vet on-site or close by. What about elsewhere? Do you have a first aid kit in your home or in your car or both? I do.

I was at a specialty show (non-Gordon) where a puppy was injured by another dog. There were some minor cuts and a bite—the dog needed some minor first aid and only two people out of almost 100 had first aid kits in their vehicles! I hope after that incident at least a few other folks put first aid kits together.

My home medical supply area is pretty extensive and I expect most of us have a cabinet, drawer or actual kit somewhere handy! If you don't here is a starting point.

Select an appropriate container that will keep all the items clean and dry. It should be easy to transport and if you are putting it in your car, the likely storage place will be under a seat—so measure for size. Tackle boxes and small utility boxes work very well and are usually water-resistant. Don't put a lock on the box—in an emergency you need quick and easy access. On the other hand, make certain that your dogs can't get into it and get into trouble. If you don't want to start from scratch, a trip to your local Sam's Club, Costco or similar retail establishment will offer a basic first aid kit that you can modify. No harm in being prepared for you and your dog! You just need to make certain you understand what items CAN'T be used in the kit for the dog. Many human medications may be harmful or toxic to your dog (or cat). This can include many of the NSAIDs (non steroidal anti-inflammatory drugs) and some of the over the counter anti-diarrheals. Some Pepto antacids have had a change in their formulas to contain aspirin-like products—an alternative might be Pepcid AC or Zantac. However, please consult with your veterinarian on what they feel is safe for your animals prior to using any human medications.

I actually found that it was less expensive to buy a Sam's Club first aid kit for \$25.00 or less and modify it than to buy everything new and place in a kit. But the kit is fairly large—it fits under my Dodge van seat, but not the Explorer.

Here are basic items you will need:

Medical supplies:

- two rolls of 3 inch gauze bandage
- gauze sponges (several)
- adhesive tape (preferably non-stick)
- Elastikon tape (where maximum strength is necessary; this tape is flexible for pressure dressings)

- bandaids (for you)
- Bacitracin/Neosporin/Polysporin type ointment
- Hydrogen Peroxide (used as a cleanser, it can also be used to induce vomiting)
- small Betadine
- alcohol
- tweezers
- nail trimmers
- rectal thermometer
- scissors
- paper towels
- rubber gloves
- vet wrap (a stretchy wrap used over bandaging—many conformation folks use this wrap on the dog's ears after grooming to keep them clean while waiting their turn in the show ring!). The wrap is very useful to cover leg cuts—you can clean the wound, cover with a bandage, and then use the vet wrap to keep the bandage in place until you get to the vet's office.
- Q-tips
- Nylon muzzle or man's necktie (if your dog is in severe pain, a nylon muzzle may be required to treat him/her. You can improvise with gauze or a man's necktie—but a real muzzle is safer and easier)

Medications:

- Benadryl (for allergic reactions)
- Pepcid AC (upset stomach)
- Activated charcoal (to adsorb some toxins)
- Epsom salts (soaking feet, i.e., foxtail embedded)
- Metronidazole or Flagyl (anti-diarrheal)
- Saline solution or lubricating eye drops (can use contact solution, an eye wash or eye drops)
- Ice—separate from kit, of course, but I try to keep ice available for ice pack if needed.
- Pedialyte (unflavored) especially during hot summer months in the car. I keep this always on hand at the house.
- Arnica Montana/homeopathy (for sprains, muscle soreness)
- Baby safe Q-tips for ear cleaning, etc (have wide bulb tips—safer than regular Q-tips)
- Betagen spray (Antibiotic/Corticosteroid spray- may be used for minor abrasions and hot spots)
- Xenodyne /topical antiseptic can be used in place of Betadine

Consider these additional items:

- Two empty 2 liter soda plastic bottles that you can fill with warm water in an emergency to keep your dog from getting chilled on your way to the vet are useful.
- A clean bath towel or blanket to aid in transportation and warmth.
- A copy of important phone numbers (place in the first aid kit). Make certain you include your own contact information! Include the name, address and phone number of your local vet. Include the vet's daytime number, a reserve number, two night time or emergency vet numbers, any local poison hotline numbers and the National Animal Poison Control Center (1-900-680-0000). Also, consider what would happen to your dog(s) if you were involved in a car accident while traveling with or without your pets and had to be taken to a hospital. On your contact information sheet, include detailed instructions as to who in your family or circle of friends should be contacted relative to your dog's care so that

(continued on next page)

(Continued from previous page)

arrangements can be made to either transport the dogs safely home (if traveling with you), or arrangements can be made to care for the animals in your absence. If the dogs are with you and can't be transported home, at least the emergency personnel can relay information to your contacts relative to any temporary shelter arrangements made for your animals while you are being cared for.

Some of you may be nurses or vet techs by trade and have access to additional items for your kits. Others of you (like myself) may include a few holistic or homeopathy remedies. Customizing the kit is purely up the individual. I always add to my kits Arnica Montana (for bruises or minor aches and pain), Thuja occidentalis (cysts between toes), pulsatilla (for false pregnancy symptoms), Endosorb (natural anti-diarrheal) to name a few. If you discuss the topic of your canine emergency kit with your vet, he/she will likely have additional ideas and be very helpful in assisting you. My vet suggested putting a Gentocin topical spray, the anti-diarrhea medicine, and a 3 to 4 day supply of any meds the dogs are taking regularly in the kit. All good ideas!

Once you have put your first aid kit together, **make certain you know how to use everything! This is critical.** Take a first aid class, read a book or ask your vet for information on how and when to use items in the kit. Make certain that any meds are in dry containers and clearly marked with names and dosage and expiration dates. I go through all my kits at least once a year and throw out expired meds and replace them.

What to do should an emergency arise?

1. Stay calm. Use common sense. Focus on your dog. If you are unable to deal with the crisis calmly--delegate. You can't help your dog having an anxiety attack! Time is critical.
2. Assess the situation. Is it mild, moderate or severe? Is the dog getting better, worse or stable?
3. Call your vet ASAP.
4. Keep your dog quiet and warm.
5. Note any and all symptoms.
6. If you suspect poisoning and cannot reach your vet-contact the National Animal Poison Control Center for assistance.

Many thanks to a good sport, "Teak" (Seasac Who's Your Daddy), modeling this year's hottest new medical ensemble. Teak is owned by Pam Kidd, Nancy Clark and Scott Honeyman



For additional information regarding classes in pet first-aid or CPR, please visit the following websites:

Sunny-dog Ink (southern CA): www.sunnydogink.com

The Red Cross: www.redcross.org

Pet Tech, Inc.: www.pettech.net

Disaster Preparedness for Your Family Pet

© 2006 The American Kennel Club, Inc.

When Hurricanes Katrina and Rita struck in late 2005, thousands were separated from their beloved pets as they escaped the region. Sadly, many animals were not reunited with their owners or faced a worse fate, despite the heroic efforts of their owners and rescue organizations to save them.

Proper emergency planning can help save the life of your pet and as hurricane season approaches, many families should begin considering how they would handle a disaster in their area. The American Kennel Club has prepared the following checklists to help pet owners pack a portable pet first-aid kit and prepare for an emergency evacuation. Preparedness is important in any disaster situation and these checklists can be applied to any emergency that calls for evacuation from your home.

Evacuation Checklist for Pets

- Dog medicine(s), i.e. heart worm, flea, ear mite medicine, etc.
- Dog Bowls
- Dog Food (1-week minimum, 2-week suggested), dog treats, etc.
- Can opener
- Leashes: walking leash, short leash
- Harness (to attach to seat belt)
- Extra dog tag, (masking tape, laundry pen) Cell #, Hotel # and Room #
- Pet records stored in waterproof container or plastic sealable bag
- Crate
- Dog bed/blanket/toys
- Supplies/paper towels, rug cleaner, toilettes, towels, flash light
- Current dog photograph(s) with your notification information: useful for fliers should your dog go missing or must be left at shelter
- Dog friendly hotel listings/ telephone lists
- Shampoo
- Litter/portable litter pan
- Duct tape
- Bottled water
- Pet First Aid Kit

Portable First Aid Kit for Pets

- Water-proof storage container for kit
- Antiseptic/anti-bacterial cleansing wipes/Alcohol prep pads
- Eye wash
- Eye and skin wash in one
- A sock (foot wrapper)
- Latex surgical gloves
- Electrolyte powder (add to water on hot days)
- Emergency space blanket
- Small flashlight
- Bottled water (continued on next page)

NORTH AMERICAN VERSATILE HUNTING DOG ASSOCIATION
SAN DIEGO CHAPTER

Matt Moore
3557 Ponderosa Dr.
Oceanside, CA. 92058
Website: www.sandiegonavhda.com

San Diego Officers

President: Ericka Dennis (760) 634-2250
Vice President: Jeff Derbes (858) 409-0191
Treasurer: Ed Gebelein (949) 388-1350
Secretary: Mark Miller (619)384-5363
Training Coordinators:
Gabby Awbrey (951) 473-5589
Gary Willhite (619) 672-3264
Newsletter Editor: Matt Moore (619)300-3770

We solicit newsletter contributions (stories, photographs, recipes, advertisements) from club members. Please send all contributions to the editor: Matt Moore (honda140@cox.net)

Training Days

Guidelines & Procedures

- Dogs are to be under control at all times (leash rule is in effect)
- Everyone in the field must wear blaze orange hat, t-shirt or vest and have completed a hunter safety class or have a hunting license
- Children are to be supervised and remain within the designated parking area at all times
- No Alcohol on premises
- Shotguns must be break open only

Our national sponsors

